

## AUSSIE CHUTES HIRE & SALES

30/218 Wisemans Ferry Rd Somersby NSW 2250

Freecall 1800 023 523 Mobile 0417 210 415

ABN 40 424 920 966

[www.aussiechutes.com.au](http://www.aussiechutes.com.au)

### PRODUCT DATA SHEET

## Standard Plain Chute

### PRIMARY APPLICATIONS

Installed under the Top Dump Hopper or between the Side Loading Hoppers. Attached to hoppers with chain.

Used to extend length of chute.

Types of debris include:

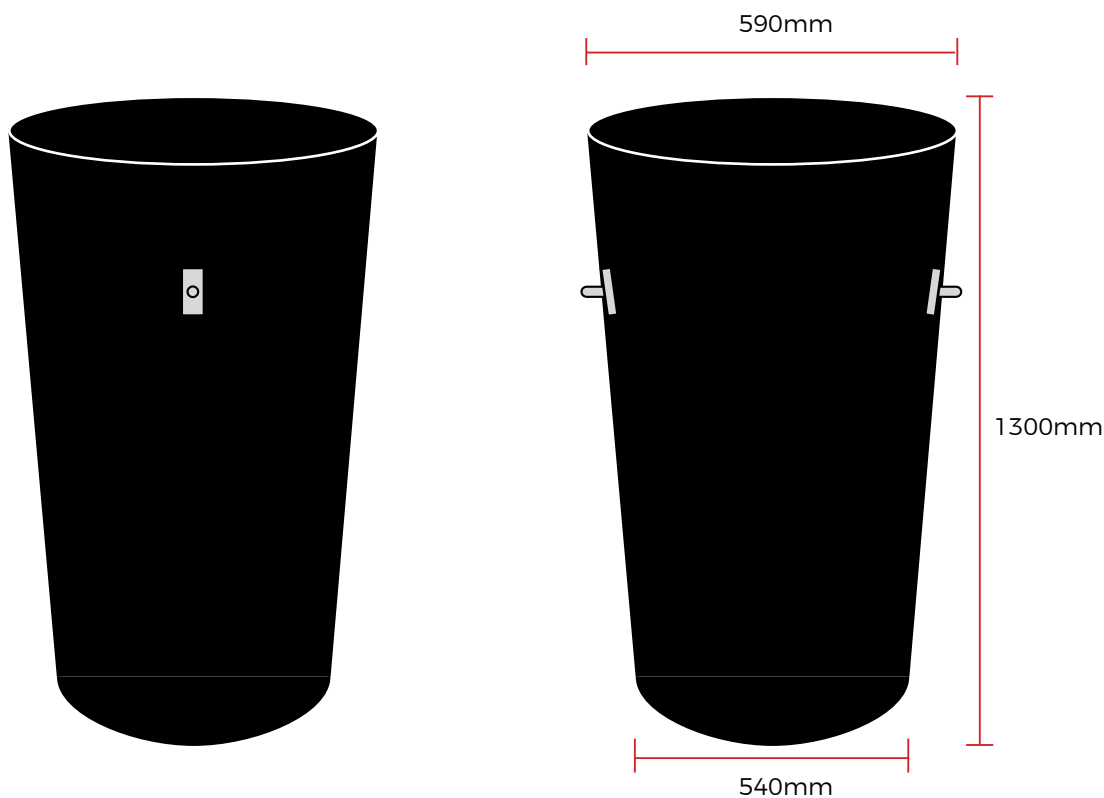
- tiles
- bricks
- gyprock

### FEATURES/BENEFITS

Large Diameter  
Highly durable  
Lightweight  
Connected by chains  
Stackable



### TECHNICAL INFORMATION




---

## TECHNICAL INFORMATION

Material:	Ultra High Molecular Weight (UHMW) Polyethylene UV stabilised
Thickness:	6mm
Total Weight:	24kg
Total Effective length:	1160mm


---

## INSTALLED AS PART OF KIT SUITABLE FOR ONE (1) FLOOR



## EXAMPLE INSTALLATIONS

Mounted on Scaffold



Standard Side Load Hopper

Standard Side Loading Hoppers

Standard Plain Chutes

